



UNIT 28 | SESSION 4

GOD WANTS US TO KNOW HIM

MATTHEW 28

CHRIST CONNECTION:

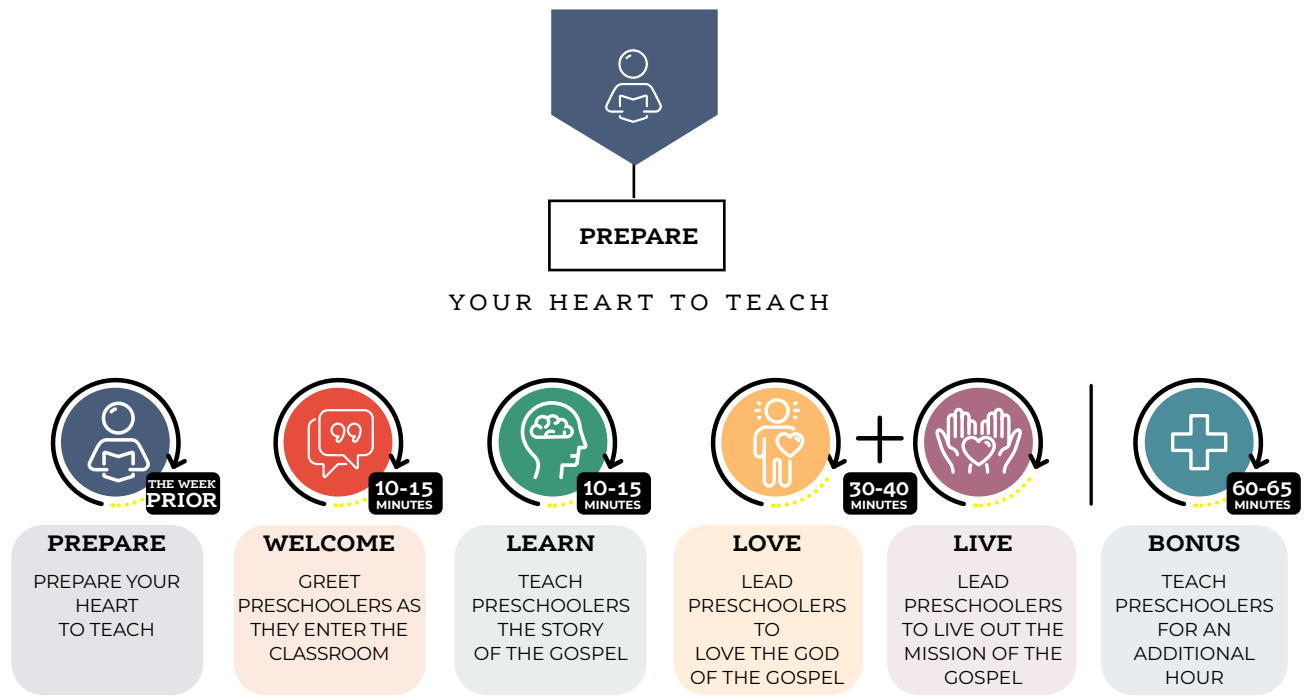
Jesus came to earth as a baby, lived a perfect life, and died on the cross for our sins. He rose from the dead and wants us to know and love Him forever.

BIG PICTURE QUESTION:

How do we know God wants us to know Him? We know God wants us to know Him because He shows Himself through the Bible.

KEY PASSAGE PHRASE:

People who know the only true God and Jesus will live forever. John 17:3



LEADER Bible Study

Today's passage from Matthew 28 is referred to as "The Great Commission." We see here that the resurrected Jesus purposely brought His eleven disciples together to receive the invitation and instruction they would need to fulfill the Father's will. God's overall plan for His creation has always been that they would know Him and lead others to know Him, too.

What was the significance of Christ drawing near to them in this passage? Why does the Lord promise to be with them as He commissions them to teach the good news to others? Verse 18 tells us that, despite the disciples' fear and doubt, the Lord chose to draw near to them. His words offered the encouragement and direction they needed to hear. The Word made flesh—Immanuel—draws near to His people, even amid their unworthiness. This is the essence of the gospel message, and it is the good news that sustained the church then and still does today.

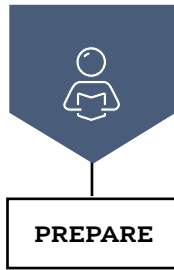
Jesus also knew the trials and persecution His disciples would face in the days to come. This is why He promised to never leave or forsake them, even when their situations seemed hopeless, disheartening, or dangerous. No matter what, until the end of the age, the Lord continues to remain near to His people.

Consider how the Great Commission began with Jesus declaring that all authority belongs to Him because He has perfectly completed the Father's plan for salvation, accomplishing what we cannot. Then, reflect on the reality that Christ continues the call to create new disciples: to inform others of how they, too, may respond to this invitation to know Jesus for themselves. Christ—our perfect example, our God-made-flesh—has invited us into His story of redemption so we would guide others to Him as well.

Explain to preschoolers that despite our fear and doubt, Christ extends the Great Commission to us and has given us the authority and power to share the good news with those around us. Our call to know Jesus was never meant to end with us, but to be extended to others.

DOCTRINE TO KNOW

God is immanent: God is personable and relatable to those made in His image, while remaining completely distinct and unique from all of His creation.



YOUR HEART TO TEACH

GATHER Supplies

Keep a supply of the following items available during all teaching sessions: Allergy Alert, Bibles, washable markers, crayons, scissors (adult use), blunt-tipped scissors, construction paper, copy paper, glue sticks, glue, tape, baby dolls, blocks, play dough, and a beanbag.



WELCOME

Examine things to hear

- ☐ Big Picture Question Poster
- ☐ several items that make noise (rhythm instruments, jingle bells, a front desk type bell, noisy toys, or a pot and wooden spoon)
- ☐ cardboard display board or poster board



LEARN

Review the Bible story

- ☐ Bible Story Picture Poster

Learn and practice the key passage phrase

- ☐ Key Passage Phrase Marker
- ☐ inflatable globe



LOVE

Examine a globe

- ☐ inflatable globe
- ☐ removable star stickers

Talk about things we do at church

- ☐ "Things We Do at Church" printable
- ☐ gift bag



LIVE

Paste photos of people

- ☐ "People Photos" printable, 1 per child

Taste a warm drink

- ☐ cups
- ☐ warm water
- ☐ hot chocolate mix
- ☐ whipped cream (optional)

Snack and transition

- ☐ snacks
- ☐ Activity Page, 1 per child
- ☐ Big Picture Cards For Families, 1 per child



BONUS

Say the key passage phrase

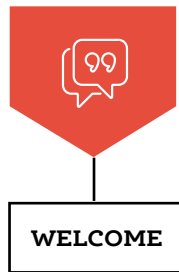
- ☐ Key Passage Phrase Marker

Name ways we learn about Jesus

- ☐ several different Bibles and Bible story books
- ☐ chart paper or dry erase board

Paint the earth

- ☐ blue, brown, and green washable paint
- ☐ paintbrushes
- ☐ large paper cut in circles
- ☐ newspaper or plastic tablecloth
- ☐ painting smocks



Provide as many learning activities as possible from the Love and Live sections to give preschoolers choices to learn. Incorporate the Bible story, the Christ connection, and key passage phrase in your conversations as the preschoolers engage in learning activities throughout the session.

WELCOME

Use the following activity to greet children as they enter the classroom. Talk about the big picture question and answer. After each child completes the welcome activity, encourage him to participate in the activities provided from the Love and Live sections of the leader guide.

EXAMINE THINGS TO HEAR

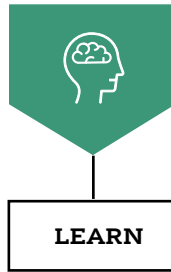
Place several items that make noise on a table near the door. You might include several rhythm instruments, jingle bells, a front desk type bell, toys that make sounds, and a pot and wooden spoon. Place a cardboard display board or poster board folded in thirds nearby. Display the big picture question poster.

Greet each child at the door and show him the big picture question poster. Read the question and answer together. Encourage the children to examine the items on the table. Take turns making noises with the objects. Put several items behind the display board or poster board and let one child hide to make a noise and the other children guess which object it is. Comment that Jesus told His friends something very important. His friends had to listen closely, like we listened today.

SAY “ We can use our sense of hearing to hear the different things on the table. We also hear each other talking. God gave us our senses of touch, sight, taste, smell, and hearing. We use all those senses to learn! Jesus’ friends heard Jesus tell them that He was in charge of everything in heaven and on earth. They heard Him say that they should tell others about Him. We can read the Bible to know about God and the things Jesus said. Our big picture question reminds us, **How do we know God wants us to know Him? We know God wants us to know Him because He shows Himself through the Bible.** ”

Transition from **WELCOME** to **LEARN**





THE STORY OF THE GOSPEL

LEARN the Bible Story

1 PRETEND TO CLIMB A MOUNTAIN TOGETHER

Encourage the children to climb a mountain with you. Lean forward as if you are climbing. Pretend to follow a path and turn a few times. Comment about things you might see as you climb a mountain, such as trees, grassy areas, rocks, birds, and other animals.

SAY “ Jesus told His friends to go to a mountain in Galilee. Have you ever climbed up a mountain? Walking up a mountain can be hard work. What are some things we might see as we climb a mountain? [Allow responses.] Are there turns along the way? Yes! I wonder what Jesus’ friends saw at the top of the mountain. Let’s listen to our story to find out. ”

2 TELL THE BIBLE STORY

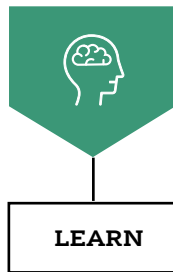
Open your Bible to Matthew 28 and tell the following Bible story.

GOD WANTS US TO KNOW HIM

SAY “ Jesus told His eleven friends to go to a mountain in Galilee, so they did. When they got to the mountain, Jesus was there. The friends worshiped Jesus, but some wondered if this was really Jesus.

Jesus walked up to His friends. He had something important to tell them. Jesus said, “I am in charge of everything in heaven and on earth. Go. Make followers of Me in every place on earth. Baptize them in the name of the Father, the Son, and the Holy Spirit. Teach these followers to obey everything I have told you. Remember that I am always with you. Even until the very end of time, I am with you.” ”

Christ Connection: Jesus came to earth as a baby, lived a perfect life, and died on the cross for our sins. He rose from the dead and wants us to know and love Him forever.



THE STORY OF THE GOSPEL

3 REVIEW THE BIBLE STORY

Look at the Bible story picture together. Ask if the children remember the things that Jesus told His friends. Say part of a sentence and tell children to stand up if they can finish the sentence. Repeat for each sentence to review what Jesus told His friends.

- Jesus said that He was in charge of _____. (everything)
- Jesus told His friends to go and make followers of Him in _____. (every place)
- Jesus told His friends to baptize and teach people everything He _____. (told them)
- Jesus said to remember that He was _____. (always with them)
- Jesus said He was with us to the end of _____. (time)

SAY “ When Jesus’ friends went to the mountain in Galilee, they saw Jesus! They worshiped Him. Jesus walked up close and told them some very important things! Jesus told them to tell others about Him and to remember that He would always be with them. Jesus wanted His friends to tell others that He came to earth as a baby, lived a perfect life, and died on the cross for our sins. He wanted people to know that He rose from the dead and will love us forever. ”

4 SING A SONG

Sing the song to the familiar tune of “The Farmer in the Dell.”

“You can live forever.
You can live forever.
If you know the one true God,
You can live forever.”

5 LEARN AND PRACTICE THE KEY PASSAGE

Place the key passage phrase marker at John 17. Invite a child to open your Bible to the key passage. Pass an inflatable globe around as the children say the key passage phrase several times. When you finish saying the verse, let the child holding the globe point to a country. Name the country and comment that Jesus wants us to tell people in that country about Him.

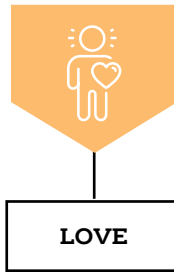
SAY “ Jesus told His friends to go to every place on earth and teach the people about Him. What were some of the countries we talked about today? [Allow responses.] Jesus wants us to tell others so they can know and love Him too. **How do we know God wants us to know Him? We know God wants us to know Him because He shows Himself through the Bible.** Jesus loves the people in all the countries of the world. ”

6 PRAY

Pray that the boys and girls will remember the good news that Jesus died on the cross, came back to life, and promised to be with us forever.

Transition from **LEARN** to **LOVE**





THE GOD OF THE GOSPEL

LOVE God because of what we learned

1 **STACK AND COUNT ELEVEN BLOCKS**



Provide blocks. Cut three pieces of construction paper into fourths. Write the numbers 0–11 on the 12 construction paper rectangles. Turn the papers upside down and mix them up. Take turns turning over a number and stacking up that many blocks. Count the block stack together. Let another child turn over a number. (Note: Many younger preschoolers will need help recognizing numbers.)

SAY “Today we played a fun counting game! Can anyone remember what our highest number was? Yes! Eleven! Eleven is an important number in our Bible story. Jesus had eleven friends, or disciples, that He told to go to a mountain in Galilee. Jesus wanted to tell these men important things to remember. Jesus wanted them to know that people who know the only true God and Jesus will live forever.”

2 **EXAMINE A GLOBE**

Bring an inflatable globe and some removable star stickers. Show the children where you live on the globe. Put a star there. Then place a star where Jesus lived. Comment that Jesus told His friends to tell people in every part of the world about Him. Place more stars at locations where your church has sent mission teams or supports missionaries. Let the children examine the globe.

SAY “What do we call this special ball? It is a globe. If we could go up in a rocket, this is how the world looks. It shows all the countries in the world. If we looked out our rocket, we would only see greens like grass and trees, browns like dirt and sand, and blue water. When Jesus was on earth, He lived near here [point to the Middle East] and we live way over here [point to where you live]. How did people across the world hear about Jesus? Jesus told His friends to go to different places and tell people about Him. Some of those helpers wrote letters that are in our Bible and that teach about Him. Others went to many towns and preached about Jesus. Even today, we have missionaries that go and tell about Jesus. We can tell our neighbors and friends about Him, too!”

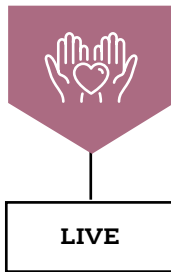
3 **TALK ABOUT THINGS WE DO AT CHURCH**

Print one copy of the “Things We Do At Church” printable. Cut it apart and place the pieces in a gift bag. Let the children pull one card from the bag and play out what the children on the card are doing. Prompt each child as needed.

SAY “We come to church to learn about God and Jesus. The cards in this bag show some of the things we do that help us learn. What are some of the things we played out today? [Allow responses.] At church we learn about Jesus’ life from when He was born until He died and came back to life!”

Transition from **LOVE** to **LIVE**





THE MISSION OF THE GOSPEL

LIVE for God out of love

1 PASTE PHOTOS OF PEOPLE

Print and cut one “People Photos” printable for each child. Fold a sheet of construction paper in half for each child and paste the key passage phrase inside. Encourage the children to use a glue stick to glue the people photos on the front and inside of their booklets. Let the children name things they have learned about Jesus. Prompt them to tell stories from Jesus’ birth and life.

SAY “ Jesus met His eleven friends on a mountain in Galilee. He told His friends that He was in charge of everything in heaven and on earth. He told His friends to tell other people about Him and to teach them to obey His rules. Jesus wanted everyone to know about His life because people who know and follow the only true God and Jesus will live forever. What you have learned about Jesus? ”

2 TASTE A WARM DRINK



Before the session, post an allergy alert for parents to see. Mix warm water and hot chocolate mix for each child. Make sure the drink has cooled completely before giving it to the children. Consider adding a dollop of whipped cream to the top of each drink. Tell preschoolers that Alayu (ah LAY oo) Dubale (doo BAH lay), his wife Yegile (yih JHAHL), and their five kids serve together in Denver, Colorado, starting new churches. The kids play instruments during the worship services and help in other ways. Alayu teaches people about Jesus while his wife and kids help by leading prayers, worship, and sharing about Jesus.

SAY “ What do you like to drink when you are cold? Many people move to Denver, Colorado, or visit there to go snow skiing, snowboarding, snowmobiling, or dog sledding. Many people also enjoy kayaking, biking, and hiking. After a busy day in the outdoors, people may want to drink something warm. As you sip your drinks, let’s pray for the Dubale family as they help train leaders and church planters in the United States and in other countries. [Pray.] ”

3 SNACK AND TRANSITION



Post an allergy alert. Serve the snack. As children eat, review and talk about the Bible story. When children finish their snack, lead them to complete the activity page. As they work, continue talking about the Bible story and emphasize the Christ connection.

SAY “ Jesus came to earth as a baby, lived a perfect life, and died on the cross for our sins. He rose from the dead and wants us to know and love Him forever. ”

Remember to communicate helpful information to the bonus teaching hour leaders. If parents are picking up children at this time, tell them something their child did well during the session. Distribute the big picture cards for families. Encourage parents to engage with the family discussion starters and family activities during the week.



BONUS

TEACHING HOUR

BONUS Teaching Hour Group Time

1 TALK ABOUT GOOD NEWS

Ask the children to name things that are good news. Prompt with statements like: “Would it be good news if you fell off your bike and broke your leg?” “Would it be good news if Daddy said you were going to stop and get ice cream?” Comment that we like good news. Say that the Bible tells us some very good news about Jesus. Ask children to listen for the good news in the Bible story.

2 TALK ABOUT THE BIBLE STORY

Open the Bible to Matthew 28. Use the summarized points below to talk about the Bible story.

GOD WANTS US TO KNOW HIM

- Jesus told His eleven friends to go to a mountain in Galilee. When the friends got to the mountain, Jesus was there.
- The friends worshiped Jesus, but some wondered, *Is this really Jesus?*
- Jesus talked with His friends. He said, “I am in charge of everything. Go and tell people from every place on earth to follow Me. Baptize them in the name of the Father, the Son, and the Holy Spirit, and teach them to do everything I have told you. Remember, I am always with you.”

3 SING A SONG

Sing the song below to the tune of “The Farmer in the Dell.”

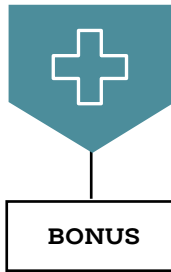
“You can live forever.
You can live forever.
If you know the one true God,
You can live forever.”

4 SAY THE KEY PASSAGE PHRASE

Place the key passage phrase marker at John 17. Invite a child to open your Bible to the key passage. Read the verse to the children. Then whisper the verse into one child’s ear and let him whisper it to the child next to him. For a larger group, start by whispering the verse to one child in each row or part of the room. After everyone has heard the message, repeat it together. If time allows, repeat again with the good news, “Jesus is alive!”

5 PRAY

Thank God for promising that He will always be with us. Ask God to help us tell other people about Jesus so they can follow Him.



TEACHING HOUR

BONUS Teaching Hour Activities

6 SING SONGS ABOUT JESUS



Cut a sheet of construction paper into four pieces. Write a name of a familiar song about Jesus on each one. (Examples: “Jesus Loves Me,” “He’s Got the Whole World in His Hands,” “I Have Decided to Follow Jesus,” “Jesus Loves the Little Children,” and so on) Spread out the papers in the center of the group. Take turns tossing a beanbag onto the papers. Read the song title and sing the song together.

SAY “ When Jesus’ friends met Him on the mountain in Galilee, they worshiped Him. Singing is one way that we worship Jesus today. Singing is a way to show Jesus that we love Him. Singing is a way to tell others what we have learned about Jesus. Jesus told us to teach other people about Him. ”

7 NAME WAYS WE LEARN ABOUT JESUS

Gather several different Bibles and Bible story books. Make a list on chart paper or a dry erase board of ways we learn about Jesus. Compare pictures of Jesus in different Bibles and Bible story books. Comment that we do not know what Jesus looked like because there were no cameras in Jesus’ time. The artists in our Bibles drew Jesus the way they think He might have looked. Look for pictures of Jesus’ birth, Jesus healing and teaching, and Jesus with His friends.

SAY “ Jesus wanted His friends to go to other places and to tell people about Him. He wanted His friends to teach people to obey Him. What pictures did we find in our Bibles today? What was Jesus doing in each of these pictures? Could you tell a friend this story? People who learn about Jesus can obey Him and follow Him. ”

8 PAINT THE EARTH

Use a pot lid or other circular object to trace large circles onto papers (one circle per child). Provide blue, brown, and green washable paint for the children to paint the earth. Protect the table with newspaper or a plastic tablecloth. Protect the children’s clothes with smocks. Show a photo of the earth from space on a smartphone or tablet.

SAY “ God made the whole world. Jesus said that He is in charge of everything on earth and that He wanted all the people everywhere to learn about Him. We know there are many countries on earth. Missionaries are people who go to different countries to tell about Jesus. We can also tell people we know about Jesus. We know that Jesus came to earth as a baby, lived a perfect life, and died on the cross for our sins. He rose from the dead and wants us to know and love Him forever. ”

Release preschoolers to parents according to your church’s security procedure. Tell them something that their child enjoyed doing or did well during the session.